

MW MINI SYSTEM

COMPACT OUTDOOR UNITS



10.00 kW	12.10 kW	14.10 kW
1-Phase	1-Phase	1-Phase
M-VMC-OV-100-NG	M-VMC-OV-121-NG	M-VMC-OV-141-NG

SLIM OUTDOOR UNITS



16.00 kW	22.40 kW	28.00 kW	33.50 kW
3-Phase	3-Phase	3-Phase	3-Phase
M-VM-OV-160-SG	M-VS-OV-224-SG	M-VS-OV-280-SG	M-VS-OV-335-SG

INDOOR UNITS

Applicable indoor units for air-to-air operation on page. 93

MW MINI COMPACT & SLIM IS COMPOSED OF 7 SINGLE OUTDOOR UNITS TO WHICH MAX 20 INDOOR UNITS CAN BE CONNECTED

1-PHASE, SINGLE FAN: 3 MODELS

The 1-Phase outdoor units with horizontal air discharge are available in 10.00 kW, 12.10 kW and 14.10 kW models.

All the compressors of the 1-Phase models are Rotary DC Inverter and Inverter fans.

3-PHASE, DOUBLE FAN: 4 MODELS

The 3-Phase outdoor units with horizontal air discharge are available in 16.00 kW, 22.40 kW, 28.00 kW and 33.50 kW models.

Rotary DC Inverter compressor for the 16.00 kW and 22.40 kW models.
Scroll Inverter compressor for the 28.00 kW and 33.50 kW models.

CAPACITY AND NUMBER OF CONNECTABLE INDOOR UNITS

Model	Min~Max power of connectable I.U.	Min~Max number of connectable I.U.
M-VMC-OV-100-NG	50~135%	1~5
M-VMC-OV-121-NG	50~135%	1~6
M-VMC-OV-141-NG	50~135%	1~8
M-VM-OV-160-SG	50~135%	1~9
M-VS-OV-224-SG	50~135%	1~13
M-VS-OV-280-SG	50~135%	1~17
M-VS-OV-335-SG	50~135%	1~20

OPERATING RANGE

up to

52°C

in cooling

down to

-20°C

in heating

MAXIMUM COMPACTNESS FOR ALL OUTDOOR UNITS

COMPACT
10.00 - 12.10 - 14.10 kW



L 980 x H 790 x D 360 (mm) 10~12.1 kW
L 940 x H 820 x D 460 (mm) 14.1 kW

SLIM
16.00 - 22.40 - 28.00 - 33.50 kW



L 900 x H 1345 x D 340 (mm) 16 kW
L 940 x H 1430 x D 320 (mm) 22.4 kW
L 940 x H 1615 x D 460 (mm) 28~33.5 kW

COMPACT OUTDOOR UNITS

3 REFRIGERANT CAPACITIES

10.00 - 12.10 - 14.10 kW

R410A

Refrigerant gas

GOLD FIN PROTECTION

USE IN SINGLE MODE

(not in combination)

COMPACT DESIGN

COOLING OPERATING RANGE

-5~+52° C

HEATING OPERATING RANGE

-20~+27° C



M-VMC-OV-100-NG
M-VMC-OV-121-NG
M-VMC-OV-141-NG

Model			M-VMC-OV-100-NG	M-VMC-OV-121-NG	M-VMC-OV-141-NG
Nominal Data					
Rated capacity		kW	10.00	12.10	14.10
Nominal absorbed power	Cooling	kW	2.70	3.50	3.92
Energy efficiency coefficient (nominal)		EER1	3.70	3.51	3.60
Rated capacity		kW	11.00	13.00	16.00
Nominal absorbed power	Heating	kW	2.50	2.70	4.16
Energy performance coefficient (nominal)		COP1	4.40	4.81	3.85
Seasonal Data					
Seasonal energy efficiency index	Cooling	SEER2	6.60	7.28	6.76
Seasonal performance coefficient	Heating	SCOP2	3.80	4.45	3.67
Seasonal energy efficiency (ηs)		%	149	175	143.80
Electrical Data					
Power supply		Ph-V-Hz		1-220~240V-50Hz	
Maximum current		A	22.40	24.00	35.80
Refrigerant Circuit Data					
Refrigerant ³		type (GWP)		R410A (2088)	
Q.ty of refrigerant pre-charge ⁴ (tons of CO2 equivalent)		Kg	1.8 (3.76)	2 (4.18)	3.3 (6.89)
Compressor		nb. / type		1 / Rotary DC Inverter	
Piping diameter	Liquid	mm (inch)	9.52 (3/8")	9.52 (3/8")	9.52 (3/8")
	Gas	mm (inch)	15.9 (5/8")	15.9 (5/8")	15.9 (5/8")
Product Specifications					
Dimensions	WxHxD	mm	980x790x360	980x790x360	940x820x460
Net weight		Kg	80	85	98
Sound power level	max	dB(A)	69	70	73
Sound pressure level at 1 m	max	dB(A)	-	-	-
Volume of air treated	max	m ³ /h	4000	4400	5200
Operating range (outdoor temperature)	Cooling	°C	-5~52	-5~52	-5~52
	Heating	°C	-20~27	-20~27	-20~27
Connectable indoor units (min - max)		nb.	1 - 5	1 - 6	1 - 8
Capacity of connectable indoor units		%		50 ~ 135	

1. Value measured according to the harmonized standard EN14511.

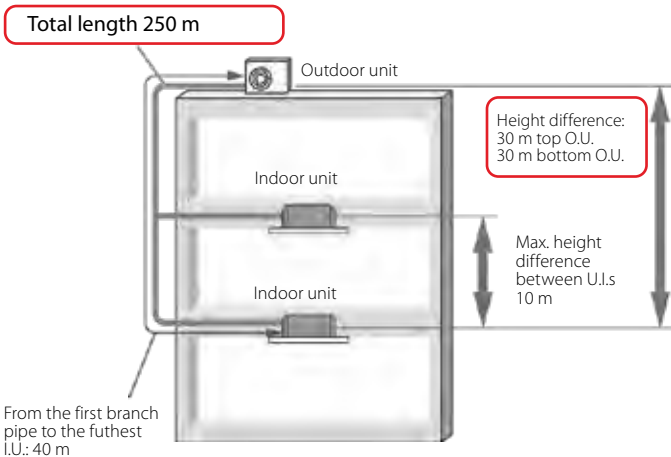
2. EU Regulation No. 206/2012 - N.2281/2016 - Value measured according to the harmonized standard EN14825.

3. Refrigerant leakage contributes to climate change. If released into the atmosphere, refrigerants with a lower global warming potential (GWP) contribute less to global warming than those with a higher GWP. This appliance contains a refrigerant with a GWP of 2088.

If 1 kg of this refrigerant were released into the atmosphere, therefore, the impact on global warming would be 2088 times higher than 1 kg of CO₂, over a period of 100 years.

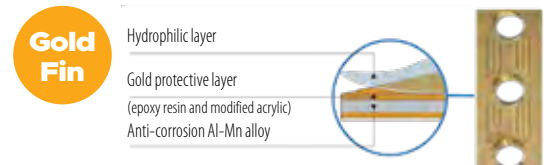
Under no circumstances should the user attempt to intervene on the refrigerant circuit or disassemble the product. If necessary, always contact qualified personnel.

4. To calculate the additional refrigerant charge, refer to the labels located inside and outside the unit.



ALUMINIUM LOUVERS WITH ANTI-CORROSION COATING (GOLD FIN)

The louvers' coating lasts over time and ensures greater resistance to salt corrosion.



SLIM OUTDOOR UNITS

4 REFRIGERANT CAPACITIES

16.00 - 22.40 - 28.00 - 33.50 kW

R410A

Refrigerant gas

GOLD FIN PROTECTION

USE IN SINGLE MODE
(not in combination)

COMPACT DESIGN

COOLING OPERATING RANGE
-5~+52° C

HEATING OPERATION RANGE

-20~+27° C



M-VM-OV-160-SG
M-VS-OV-224-SG
M-VS-OV-280-SG
M-VS-OV-335-SG

Model	M-VM-OV-160-SG		M-VS-OV-224-SG		M-VS-OV-280-SG		M-VS-OV-335-SG	
Nominal Data								
Rated capacity	Cooling	kW	16.00	22.40	28.00	33.50		
Nominal absorbed power		kW	4.75	6.12	7.78	9.57		
Energy efficiency coefficient (nominal)		EER ¹	3.37	3.66	3.60	3.50		
Rated capacity	Heating	kW	18.00	24.00	30.00	35.00		
Nominal absorbed power		kW	4.65	4.90	6.12	7.14		
Energy performance coefficient (nominal)		COP ¹	3.87	4.90	4.90	4.90		
Seasonal Data								
Seasonal energy efficiency index	Cooling	SEER ²	6.96	7.27	6.98	7.10		
Seasonal performance coefficient	Heating	SCOP ²	4.04	4.08	3.92	4.06		
Seasonal energy efficiency (ns)		%	158.60	160.20	153.80	159.40		
Electrical Data								
Power supply	Ph-V-Hz	3-380~415V-50Hz						
Maximum current	A	12.50	17.20	24.00	24.50			
Refrigerant Circuit Data								
Refrigerant ³	type (GWP)	R410A (2088)						
Q.ty of refrigerant pre-charge ⁴ (tons of CO2 equivalent)	Kg	3.3 (6.89)	5.5 (11.48)	7.1 (14.82)	8 (16.7)			
Compressor	nb. / type	1 / Rotary DC Inverter			1 / Scroll DC Inverter			
Piping diameter	Liquid	mm (inch)	9.52 (3/8")	9.52 (3/8")	9.52 (3/8")	12.7 (1/2")		
	Gas	mm (inch)	19.05 (3/4")	19.05 (3/4")	22.2 (7/8")	25.4 (1")		
Product Specifications								
Dimensions	WxHxD	mm	900x1345x340	940x1430x320	940x1615x460	940x1615x460		
Net weight		Kg	122	133	166	177		
Sound power level	max	dB(A)	69	74	74	76		
Sound pressure level at 1 m	max	dB(A)	-	-	-	-		
Volume of air treated	max	m ³ /h	6000	8000	11000	11000		
Operating range (outdoor temperature)	Cooling	°C	-5~-52	-5~-52	-5~-52	-5~-52		
	Heating	°C	-20~-27	-20~-27	-20~-27	-20~-27		
Connectable indoor units (min - max)		nb.	1 - 9	1 - 13	1 - 17	1 - 20		
Capacity of connectable indoor units		%	50 ~ 135					

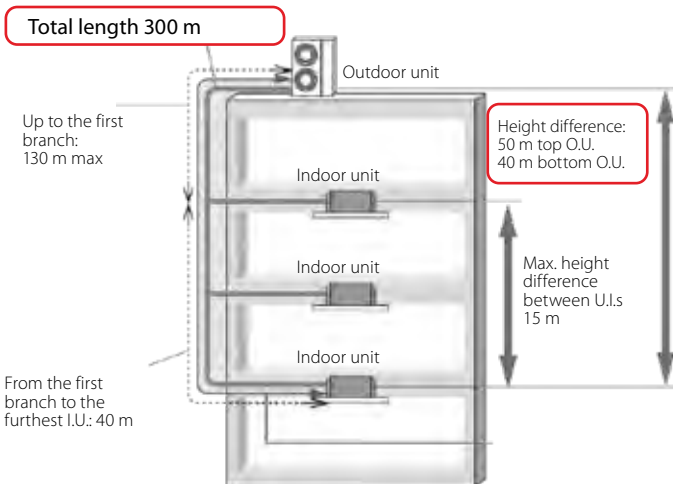
1. Value measured according to the harmonized standard EN14511.

2. EU Regulation No. 206/2012 - N.2281/2016 - Value measured according to the harmonized standard EN14825.

3. Refrigerant leakage contributes to climate change. If released into the atmosphere, refrigerants with a lower global warming potential (GWP) contribute less to global warming than those with a higher GWP. This appliance contains a refrigerant with a GWP of 2088. If 1 kg of this refrigerant were released into the atmosphere, therefore, the impact on global warming would be 2088 times higher than 1 kg of CO2, over a period of 100 years.

Under no circumstances should the user attempt to intervene on the refrigerant circuit or disassemble the product. If necessary, always contact qualified personnel.

4. To calculate the additional refrigerant charge, refer to the labels located inside and outside the unit.



ALUMINIUM LOUVERS WITH ANTI-CORROSION COATING (GOLD FIN)

The louvers' coating lasts over time and ensures greater resistance to salt corrosion.

